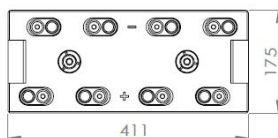






Jiangsu Oliter Energy Technology Co.,Ltd was founded in 1998,covered 42,000M2,annual throughput reaches 750000KVAH.Over the years ,Oliter is focusing on the integration of R&D,production,Marketing and application of VRLA,Gel battery,Lithium battery.By the support of South China Normal University,Xi'An JiaoTong University and Other scientific research institutes,Oliter has built up the post-doctoral workstations.Till now,Oliter has achieved 7 series,more than 100 models of batteries.Oliter has become the largest production base of solar energy storage battery in northern Jiangsu.

JGFM800-2 GEL BATTERY



Features

“Oliter” battery ,Maintenance free and easy to use, Contemporary advanced technology research and development of new high-performance batteries,It can be widely used in solar energy , wind energy , telecommunication systems , off-grid systems , UPS and other fields.The designed life for the battery could be eight years up for float use.

Technology data

| Reted Voltage | Capacity (10hr,1.8 0V/Cell) | Weight | Max Discharge Current | Max Charge Current | Self-Discharge (25℃) | Using Temperature | Cover Material |
|--|---|--|-----------------------|---|---|-------------------|----------------|
| 2V | 800Ah | 51Kg | 30I10A (3min) | ≤0.25C10 | ≤3%/month | 15℃~25℃ | ABS |
| Using Temperature | Charge Voltage (25℃) | Temperature Compensation Coefficient(25℃) | | Cycle life | Capacity Affected by Temperature | | |
| Discharge: -45℃~50℃ Charge: -20℃~45℃ Storage: -30℃~40℃ | Float Charge: 2.23V-2.28V Average Charge: 2.35-2.40V | Float Temperature Compensation Coefficient -3mV/Cell℃ Equalization Temperature Compensation Coefficient - 4mV/Cell℃ | | 100%DOD 1260times 80%DOD 1770times | 105 % @ 40℃ 90 % @ 0℃ 70 % @ -20℃ | | |

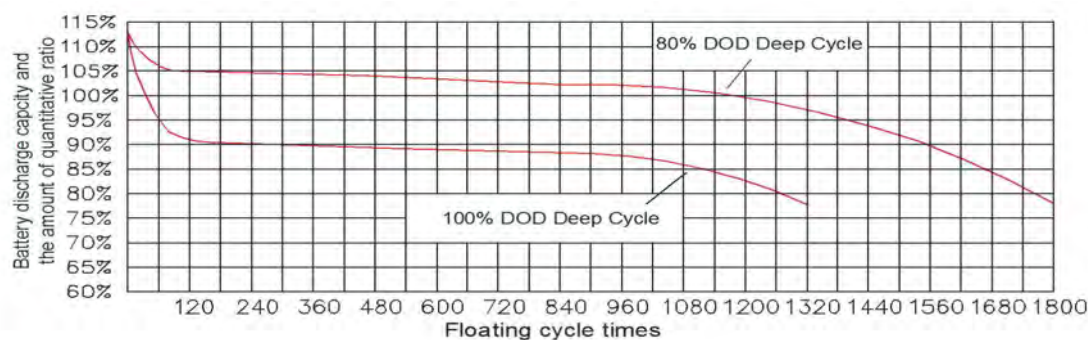
Certificate

ISO9001
ISO14001
CE
CGC
TLC

High and New Technology Products Certification

Standards:
GB/T 19638.2-2005
YD/T799-2002
JISC8704-2:1999

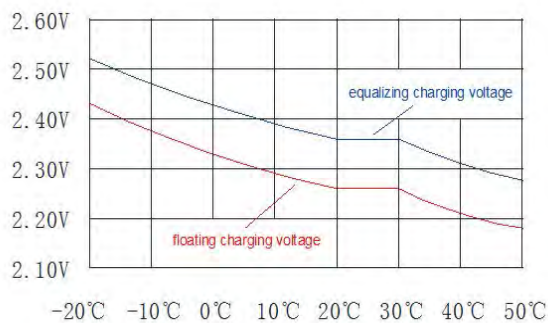
Cycle use curve(Amps,20)



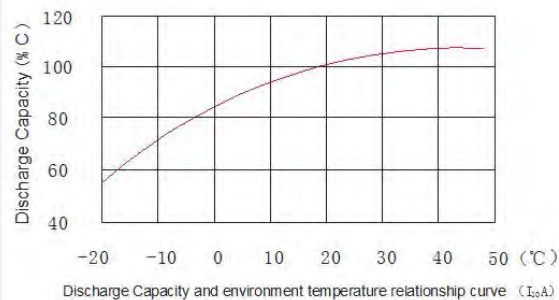


Performance characteristics

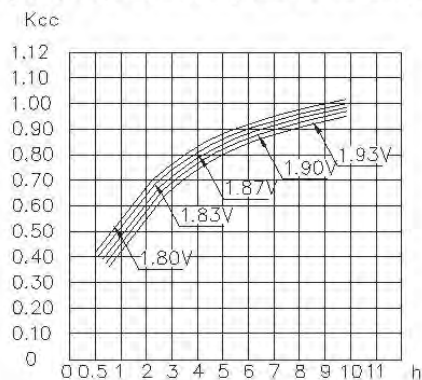
Charging voltage and environment temperature relationship curve



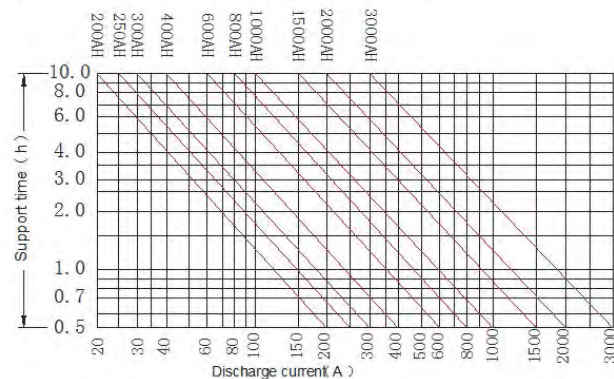
Discharge Capacity and environment temperature relationship curve



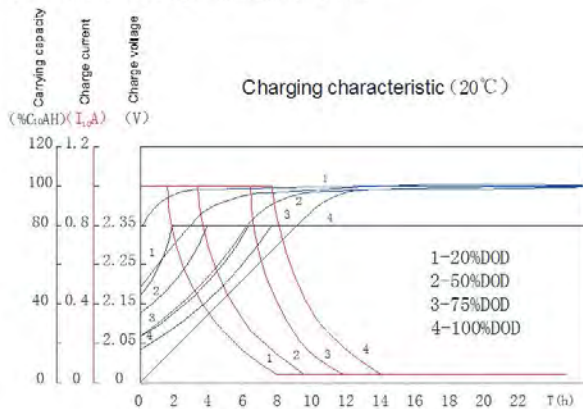
Discharge Capacity and Discharge time Relationship Curve



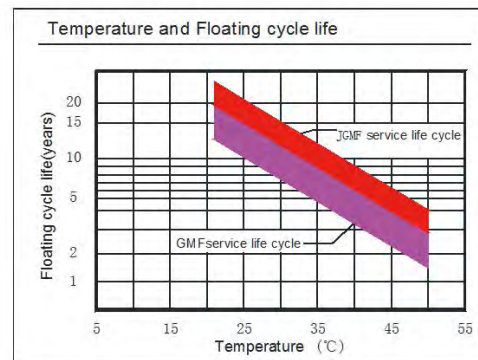
The discharge current and support time



Charge current and charge time relationship curve



Temperature and Floating cycle life



Note The above data are average values, and can be obtained within 3 charge/discharge cycles. These are not minimum values. Cell and battery designs/specifications are subject to modification without notice.

